

SUSTAINABLE EFFORTS

Maintaining the City of Carrollton's water system requires ongoing upkeep of storage tanks, routine sampling and flushing the lines and fire hydrants. **Our water system contributes to the Fire Department's Insurance Service Office top rating of Class 1.** This rating is **earned by fewer than 1/4 of one percent of fire departments nationwide** and saves residents money in insurance costs.



GET INVOLVED

Learn more about city initiatives and opportunities for community involvement during our **monthly Mayor and Council meetings** on Mondays at 6 p.m. at the Public Safety Complex. **For meeting information and agenda details, visit carrollton-ga.gov.**

Carrollton hosts, in collaboration with GAWP and GAWWA, the **Georgia Model Water Tower Competition** each year. Students learn about engineering design while being introduced to some of the careers available in the water profession. The students compete individually or in teams to design and build working model water towers, which are tested and judged on competition day.

Come see first-hand how the water treatment and testing process works. Upon request, **we offer tours** to schools, colleges, universities and to the general public. **To schedule a tour, contact Robert Moore at 770-830-2021 or rmoore@carrollton-ga.gov.**

POLLUTION AND CONTAMINANTS


Drinking water comes from rivers, lakes, streams, ponds, reservoirs, springs and wells. The categories of potential pollution sources found in the Source Water Assessment are animal feed lots, non-point storm water, airports, hazardous waste facilities and roads that cross over streams. As water travels over the surface of the land or through the ground, it dissolves naturally-occurring minerals and, in some cases, radioactive material, and can pick up substances resulting from animal or human activity. Contaminants that may be present in source water include microbial contaminants, inorganic contaminants, pesticides and herbicides, organic chemical contaminants and radioactive contaminants. **More on the Source Water Assessment may be found at carrollton-ga.gov.**

LEAD IN DRINKING WATER

If present, elevated levels of lead can cause serious health problems, especially for pregnant women and young children. Lead in drinking water is primarily from materials and components associated with service lines and home plumbing. The city is responsible for providing high quality drinking water, but cannot control the materials used in plumbing components. When water has been sitting for several hours, minimize the potential for lead exposure by flushing the tap for 30 seconds to 2 minutes before using water for drinking or cooking. If you have concerns about lead in your water, consider having your water tested. Information on lead in drinking water, testing methods and steps to minimize exposure is available from the **Safe Drinking Water Hotline 800-426-4791 or epa.gov/safewater/lead.**

ALTOGETHER DEDICATED

The City of Carrollton's Water Treatment Department is committed to providing residents with the highest quality drinking water that meets or exceeds all state and federal standards. Carrollton has earned a long list of awards, including Best Tasting Tap Water in the state. As new challenges to drinking water safety emerge, we remain dedicated to protecting our water sources, water conservation and community education. **In this report, you will find detailed testing information and water quality data from January 1 through December 31, 2018.**



IMPORTANT HEALTH INFORMATION

Drinking water, including bottled water, may reasonably contain at least small amounts of some contaminants. The presence of contaminants does not necessarily indicate that water poses a health risk. **More information about contaminants and potential health effects can be obtained by calling the USEPA's Safe Drinking Water Hotline 800-426-4791.**

Some people may be more vulnerable to contaminants in drinking water than the general population. Immuno-compromised persons such as persons with cancer undergoing chemotherapy, persons who have undergone organ transplants, people with HIV/AIDS or other immune system disorders, some elderly, and infants may be particularly at risk from infections. These people should seek advice from their health care providers about drinking water. **The U.S. EPA/CDC (Centers for Disease Control and Prevention) guidelines on appropriate means to lessen the risk of infection by Cryptosporidium and other microbial contaminants are available from the Safe Drinking Water Hotline at 800-426-4791.**

To ensure that tap water is safe to drink, EPA prescribes regulations which limit the amount of certain contaminants in water provided by public water systems. Food and Drug Administration regulations establish limits for contaminants in bottled water which must provide the same protection for public health.



CONNECT WITH US

CONNIE NELMS, WATER FILTER PLANT SUPERINTENDENT
CARROLLTON WATER TREATMENT
1006 NORTH PARK STREET, CARROLLTON, GA 30117
770-830-2021 • FAX: 770-214-0950 • CARROLLTON-GA.GOV

TERMS TO KNOW

MCL (Maximum Contaminant Level): The highest level of a contaminant that is allowed in drinking water. MCL's are set as close to the MCLG's as feasible using the best available treatment technology.

MCLG (Maximum Contaminant Level Goal): The level of a contaminant in drinking water below which there is no known or expected risk to health. MCLG's allow for a margin of safety.

MRDL (Maximum Residual Disinfectant Level): The highest level of a disinfectant allowed in drinking water. There is convincing evidence that addition of a disinfectant is necessary for control of microbial contaminants.

MRDLG (Maximum Residual Disinfectant Level Goal): The level of a drinking water disinfectant below which there is no known or expected risk to health. MRDLG's do not reflect the benefits of the use of disinfectants to control microbial contamination.

AL (Action Level): The concentration of a contaminant which, if exceeded, triggers treatment or other requirements that a water system must follow.

TT (Treatment Technique): A required process intended to reduce the level of a contaminant in drinking water.

ppm (Parts Per Million): Parts Per Million or milligrams per liter (corresponds to one minute in two years)

ppb (Parts Per Billion): Parts Per Billion or micrograms per liter (corresponds to one minute in 2,000 years)

NTU (Nephelometric Turbidity Units): The measure of the cloudiness of the water.

N/A-Not Applicable: Does not apply.

2018 WATER QUALITY REPORT

GA 0450002



Your water continues to exceed all state and federal standards. Take a look at how Carrollton's altogether dedicated Water Treatment Department team provides award-winning water to you.



SOURCE WATER CONTAMINANTS

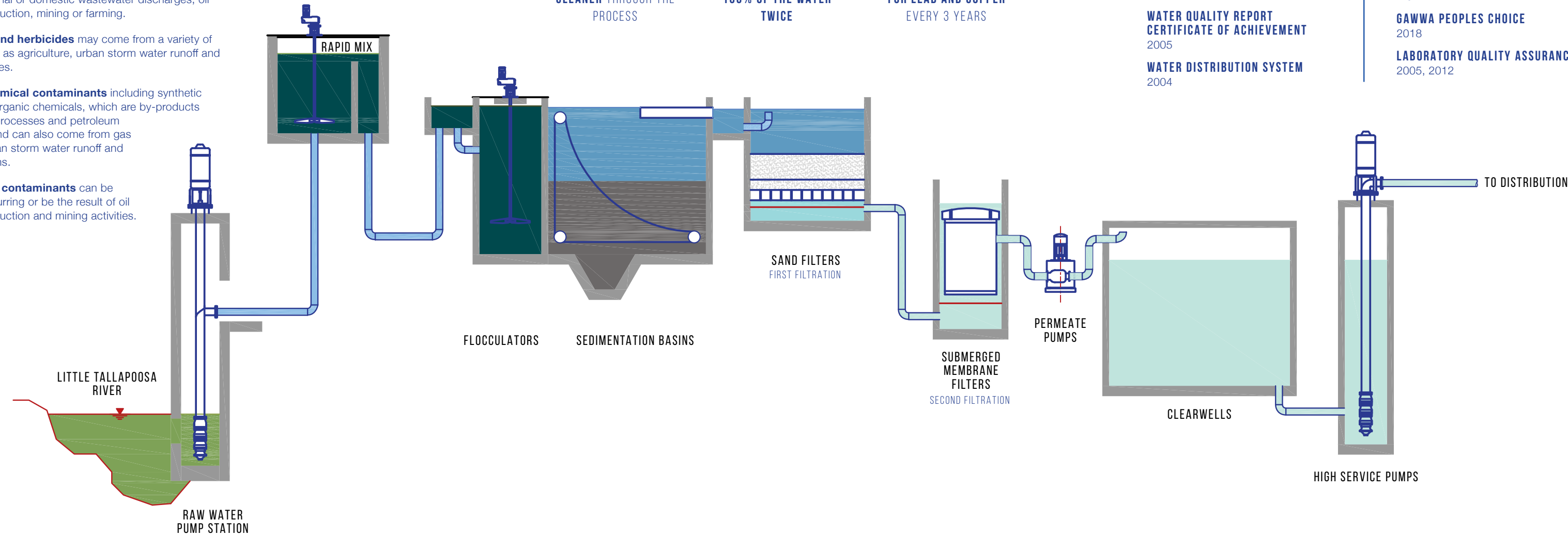
Microbial contaminants such as viruses and bacteria, may come from sewage treatment plants, septic systems, agricultural livestock operations and wildlife.

Inorganic contaminants such as salts and metals, can be naturally-occurring or result from urban storm water runoff, industrial or domestic wastewater discharges, oil and gas production, mining or farming.

Pesticides and herbicides may come from a variety of sources such as agriculture, urban storm water runoff and residential uses.

Organic chemical contaminants including synthetic and volatile organic chemicals, which are by-products of industrial processes and petroleum production and can also come from gas stations, urban storm water runoff and septic systems.

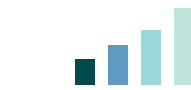
Radioactive contaminants can be naturally occurring or be the result of oil and gas production and mining activities.



The City of Carrollton draws its water from the Little Tallapoosa River. We also have three reservoirs:

- Lake Buckhorn, through which the Little Tallapoosa River runs
- Sharp Creek Reservoir, which flows into the Little Tallapoosa River
- Lake Carroll, which flows into Curtis Creek, then flows into the Little Tallapoosa River

Source Water Assessment may be found at carrollton-ga.gov.



THE COLOR CHANGES BELOW REFLECT THE WATER GETTING CLEANER THROUGH THE PROCESS



CARROLLTON IS ONE OF FEW CITIES THAT FILTERS 100% OF THE WATER TWICE



DUE TO OUR CONSISTENTLY LOW READINGS, WE ARE ON REDUCED MONITORING FOR LEAD AND COPPER EVERY 3 YEARS

WATER CONSERVATION

All Georgians should follow the non-drought schedule for outdoor water use, according to the Georgia Water Stewardship Act, which went into effect in 2010. It allows **daily outdoor watering** for purposes of planting, growing, managing or maintaining ground cover, trees, shrubs or other plants only **between the hours of 4 p.m. and 10 a.m.** by anyone whose water is supplied by a water system permitted by the **Environmental Protection Division**. <https://epd.georgia.gov/non-drought-outdoor-water-use-schedule>

YOU CAN HELP CONSERVE AND PROTECT OUR WATER



SHUT WATER OFF WHILE BRUSHING TEETH



CHECK FOR LEAKS AND HAVE THEM REPAIRED



RUN FULL LOADS OF LAUNDRY AND DISHES



AVOID TOXIC PRODUCTS, PESTICIDES AND CHEMICAL FERTILIZERS

AWARDS &

We consistently earn awards which signifies the quality and dependability of our water system.

GAWP PLATINUM
2018

WATER QUALITY REPORT CERTIFICATE OF ACHIEVEMENT
2005

WATER DISTRIBUTION SYSTEM
2004



ACCOLADES

GAWWA/GAWP DISTRICT 3 DRINKING WATER TASTE TEST WINNER
2009, 2017

GAWWA BEST TASTING TAP WATER IN GEORGIA
2017

GAWWA PEOPLES CHOICE
2018

LABORATORY QUALITY ASSURANCE
2005, 2012

2018 SAMPLING RESULTS

During the past year, we have collected thousands of water samples in order to determine the presence of microbiological, organic, inorganic and volatile organic contaminants. The charts below show only those contaminants that were detected in our water. All of the substances listed are below the Maximum Contaminant Level (MCL), but we feel it is important that you know exactly what was detected and how much of the substance was present. **Find out more at carrollton-ga.gov.**

CHLORINE

Major source:
Water additive to control microbes

1.65 PPM (RANGE DETECTED: .84-1.99)



■ OUR AVERAGE RESULTS
■ MAXIMUM CONTAMINANT LEVEL (MCL) ALLOWED

FLUORIDE

Major source:
Water additive which promotes strong teeth

.45 PPM (RANGE DETECTED: .05-.65)



■ OUR AVERAGE RESULTS
■ MAXIMUM CONTAMINANT LEVEL (MCL) ALLOWED

TOTAL TRIHALOMETHANES

Major source:
By-product of drinking water disinfection

68 PPB (RANGE DETECTED: 20-90)



■ OUR MAXIMUM RESULTS
■ MAXIMUM CONTAMINANT LEVEL (MCL) ALLOWED

HALOACETIC ACIDS

Major source:
By-product of drinking water disinfection

55 PPB (RANGE DETECTED: 20-70)



■ OUR MAXIMUM RESULTS
■ MAXIMUM CONTAMINANT LEVEL (MCL) ALLOWED

COPPER

Major source:
Corrosion of household plumbing systems

.15 PPM



■ OUR AVERAGE RESULTS / 2017
■ ACTION LEVEL

LEAD

Major source:
Corrosion of household plumbing systems

1.1 PPB



■ OUR AVERAGE RESULTS / 2017
■ ACTION LEVEL

NITRATE/NITRITE

Major source:
Runoff from fertilizer use, leaching from septic tanks, sewage, erosion of natural deposits

.26 PPM



■ OUR AVERAGE RESULTS
■ ACTION LEVEL

TURBIDITY (measure of dirt in water)

Major source:
Soil runoff
MAXIMUM CONTAMINANT LEVEL (MCL) ALLOWED
TT=0.15 NTU 95% SAMPLES ≤0.10 NTU

OUR AVERAGE RESULTS:
.03 NTU (RANGE DETECTED: .01-.07)

TOTAL ORGANIC CARBON

Major source:
Naturally present in the environment
MAXIMUM CONTAMINANT LEVEL (MCL) ALLOWED
TT (TREAT TECHNIQUE)

OUR AVERAGE RESULTS:
1.78 PPM (RANGE DETECTED: 1.4-2.1)